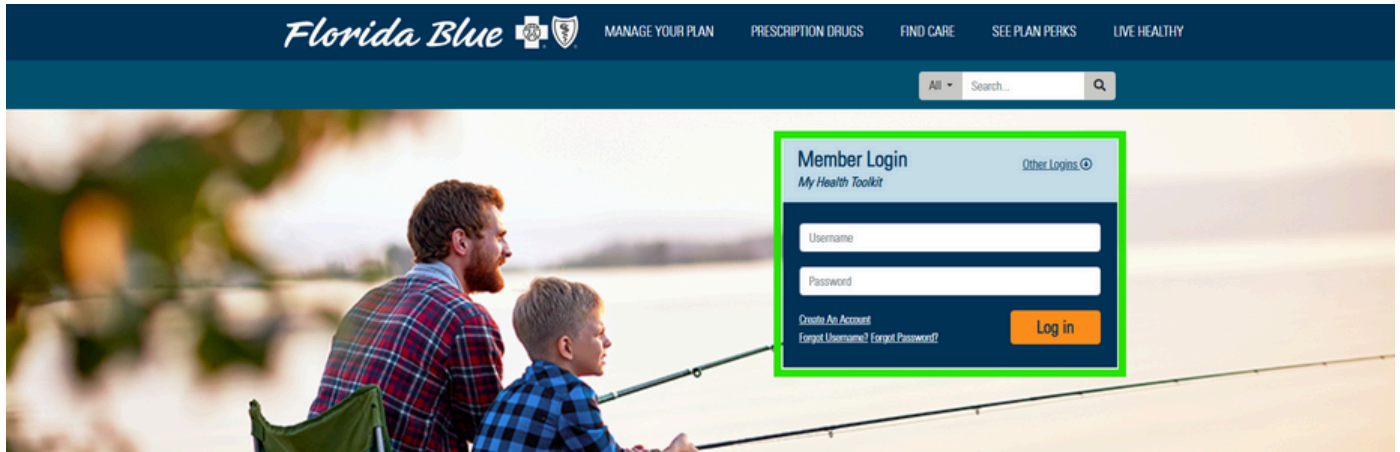


Sign up for Personify Health through My Health Toolkit

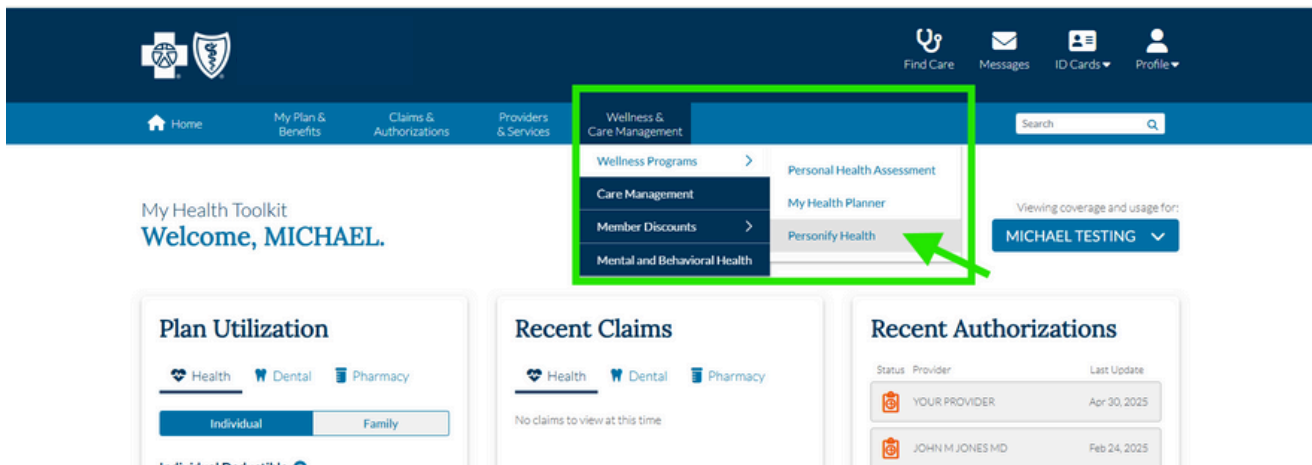


You must register for Personify Health through your benefits member portal, My Health Toolkit. Signing up is easy if you don't have an existing account.

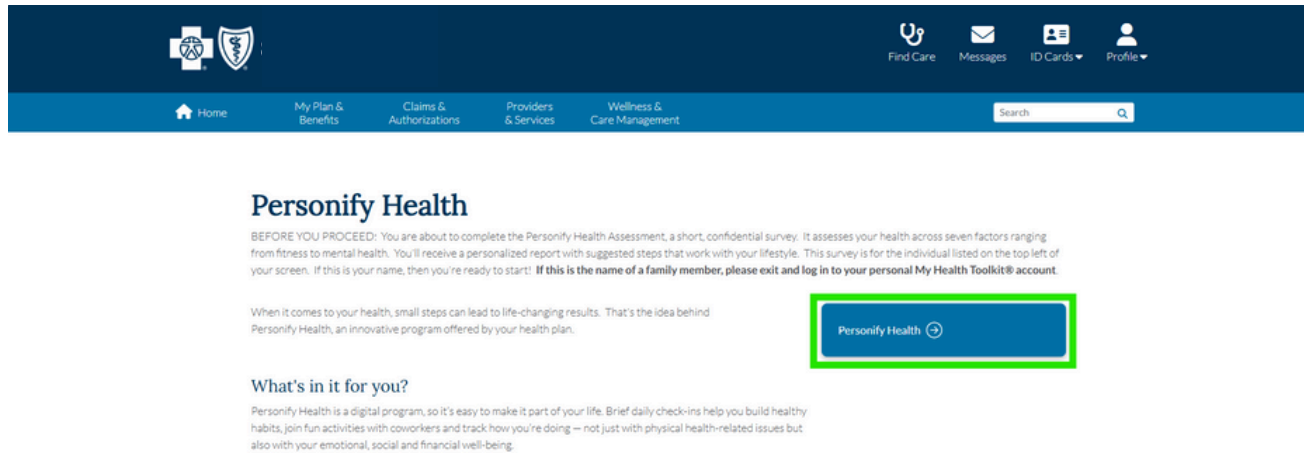
Step 1: Login to your My Health Toolkit account at www.MyHealthToolkitFL.com.



Step 2: Select Wellness & Care Management, then Personify Health.

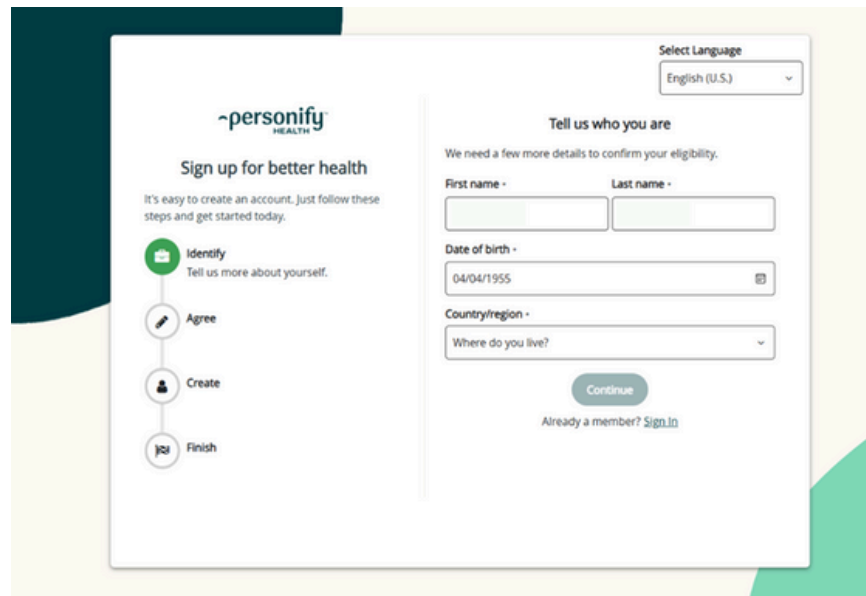


Step 3: Select the Personify Health tab which will take you to the Personify Health registration page.



The screenshot shows the top navigation bar of the My Health Toolkit website. The navigation bar includes a home icon, links for My Plan & Benefits, Claims & Authorizations, Providers & Services, and Wellness & Care Management. On the right side, there are icons for Find Care, Messages, ID Cards, and Profile. Below the navigation bar, the Personify Health section is visible. It features a heading "Personify Health" and a sub-heading "BEFORE YOU PROCEED: You are about to complete the Personify Health Assessment, a short, confidential survey. It assesses your health across seven factors ranging from fitness to mental health. You'll receive a personalized report with suggested steps that work with your lifestyle. This survey is for the individual listed on the top left of your screen. If this is your name, then you're ready to start! **If this is the name of a family member, please exit and log in to your personal My Health Toolkit® account.**" A blue button labeled "Personify Health" with a right-pointing arrow is highlighted with a green border. Below this, there is a section titled "What's in it for you?" with a brief description of the program.

Step 4: Complete the Personify Health registration to create an account.



The screenshot shows the Personify Health registration form. The form is titled "Sign up for better health" and includes a progress indicator on the left with steps: Identify, Agree, Create, and Finish. The "Identify" step is currently active. The form asks for the following information: "Tell us who you are", "We need a few more details to confirm your eligibility.", "First name", "Last name", "Date of birth" (with a date picker set to 04/04/1955), "Country/region" (with a dropdown menu labeled "Where do you live?"), and a "Continue" button. There is also a link for "Already a member? Sign In". The language is set to "English (U.S.)".

Once registration is complete, you can download the Personify Health app. If you have any questions about signing up, please call 855-944-2058.